

**Enclosure Mounted
 Input/Output Stations**



FDN20-4S-4XSG
FDN20-4S-4XSG-E*
FDN20-4S-4XSG-DIN*

* Not UL



- In-Cabinet I/O
- IP 20 Protection
- Ideal for Retrofits
- Automatic Baud Rate Sensing

Electrical

- Operating Current: <75 mA (from DeviceNet) plus I/O currents (from bus power)
- Input Current: <700 mA sum of all inputs (from DeviceNet)
- Output Current: <500 mA per output (from DeviceNet)

Power Distribution

- Inputs: DeviceNet power supply
- Outputs: DeviceNet power supply

Mechanical

- Operating Temperature: -40 to +70°C (-40 to +158°F)
- Protection: IEC IP 20

Material

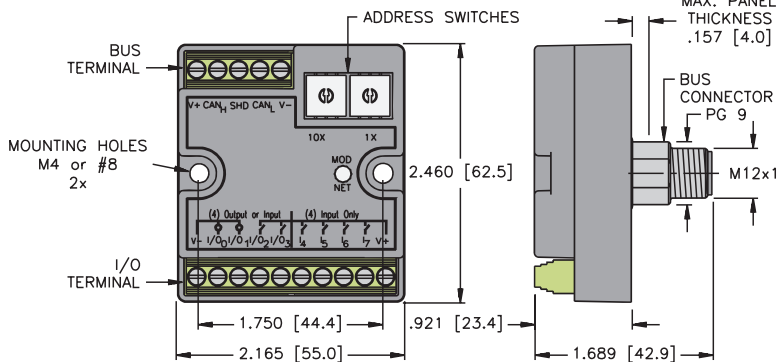
- Connectors: Nickel-plated brass (*eurofast* option only)
- Housing: Nylon

Diagnostics (Logical)

- Open/short-circuit status mapped to DeviceNet I/O table, one bit indicates a fault for all inputs and one bit indicates a fault for all outputs

Diagnostics (Physical)

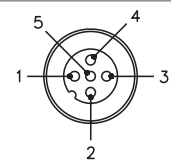
- LED to indicate status of DeviceNet communication



FDN20-4S-4XSG-E shown

DeviceNet Pinout

eurofast Male

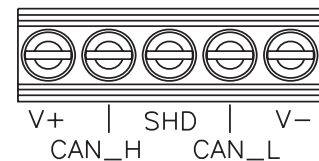


5-Pin

- 1 = Shield
- 2 = V+
- 3 = V-
- 4 = CAN_H
- 5 = CAN_L

FDN20-4S-4XSG-E only

DeviceNet Connector

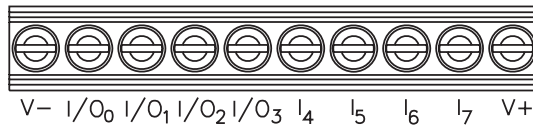


Note: A DIN rail mounting bracket (FDN20-BKT-DIN) may be purchased separately for use with the FDN20-4S-4XSG.

Part Number	Inputs						Outputs				Data	
	Input Count	Pinout	Sensor Style	Group	Individual	Wire-Break Detection	Output Count	Pinout	Current	Individual	Wire-Break Detection	Data Map
FDN20-4S-4XSG	8	FS	PNP	X			4	FS	0.5 A			1
FDN20-4S-4XSG-E	8	FS	PNP	X			4	FS	0.5 A			1
FDN20-4S-4XSG-DIN	8	FS	PNP	X			4	FS	0.5 A			1

Input/Output Connectors

FS



*Note: I/O₀ to I/O₃ can be used as inputs or outputs

I/O Data Map 1

	Byte	Bit 7	Bit 6	Bit 5	Bit 4	Bit 3	Bit 2	Bit 1	Bit 0
In	0	I-7	I-6	I-5	I-4	I-3	I-2	I-1	I-0
	1	IGS	OGS	-	-	-	-	-	-
Out	0	-	-	-	-	0-3	0-2	0-1	0-0